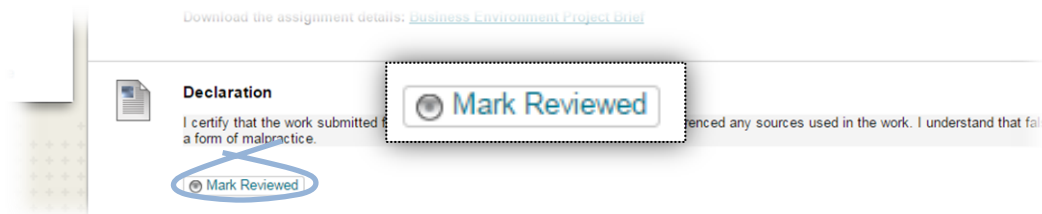


## Turnitin Submissions

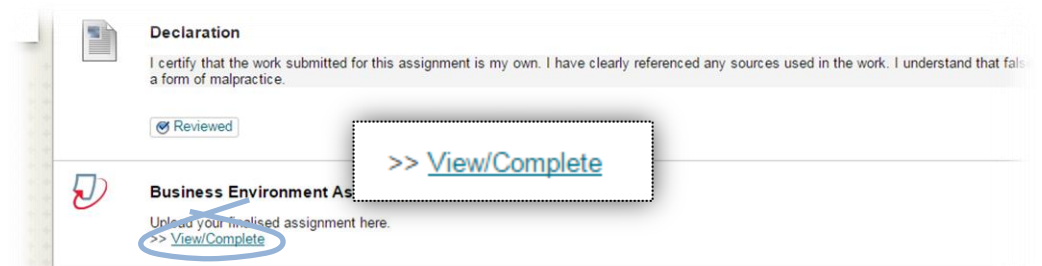
1. Ensure your document/s is the correct compatible file type. For safe results please use PDF's. Please click on the link for further guidance on [Permitted File Types](#).
2. Please name this document according to the below convention

**Candidate No\_Module code\_Assignment name**

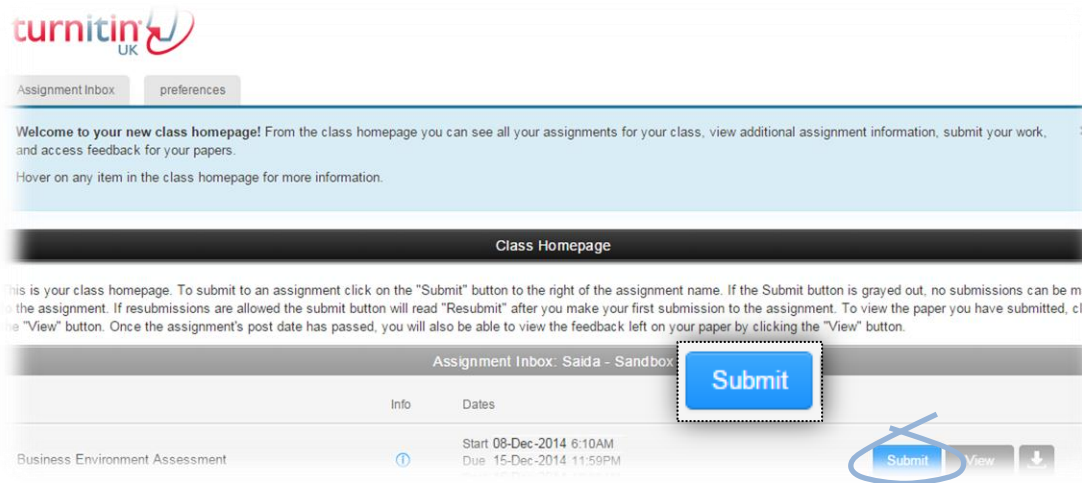
3. There will be a declaration. Please ensure that you have read this through thoroughly and when you are clear on the declaration click on 'Mark reviewed'



4. Click on View/Complete under the Turnitin Assessment area



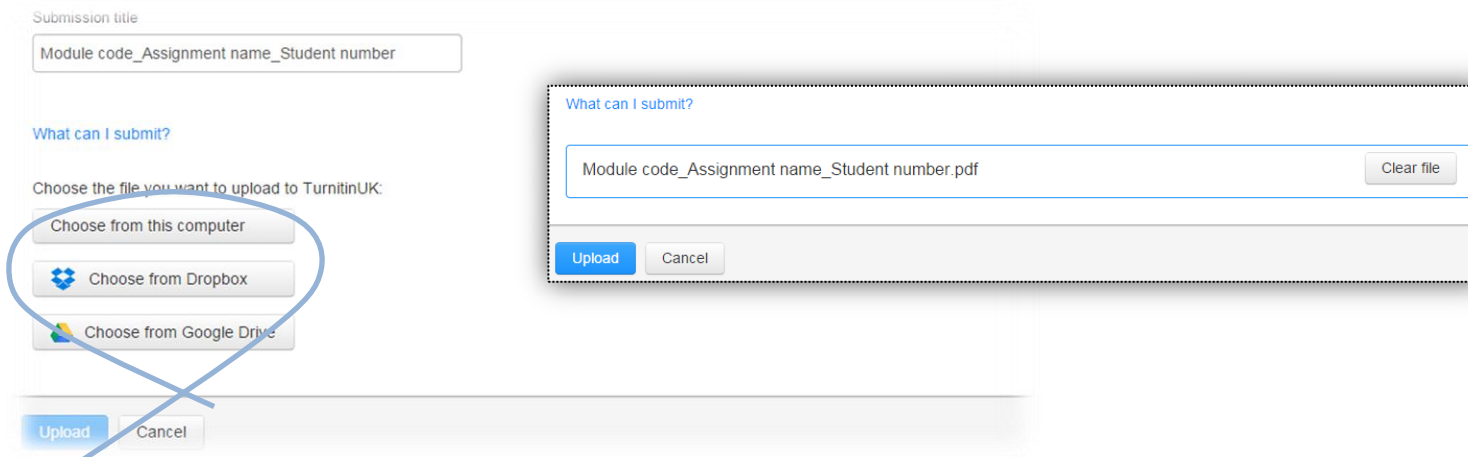
5. When you enter the 'Class Homepage' click on submit against the assignment.



6. Your first and last name will be pre-populated with respect to the account in use and locked.
7. Please fill in the submission title to match the same format as the above of its file name.

Module code\_Assignment name\_Student number

8. Browse your computer, USB, Google Drive or dropbox for your assignment and then click upload.



9. You will be given a preliminary view of your submission. Please look through the document and ensure what you are submitting is correct. Check the title, filename and click confirm once you are happy with the content.

Submit: Single File Upload STEP ● ● ○

Please confirm that this is the file you would like to submit...

« Page 1 »

**Author:**  
Saïda Begum\_PreviewUser

**Assignment title:**  
Business Environment Assessment

**Submission title:**  
Module code\_Assignment name\_Student number

**File name:**  
Module code\_Assignment name\_Student number.pdf

**File size:**  
399.22K

**Page count:**  
2

**Word count:**  
405

**Character count:**  
2085

PEARSON COLLEGE		Viva Examination Briefing Sheet
Programme	BSc Business Management (BBA) (contingent)	
Module Name	Bus Organ for Business	
Module Code	BU21	
Level	Level 2	
Date of examination, Start time and Finish time	17/05/2023 10:00 AM - 11:00 AM	
Venue	Room 1000	
Permitted Materials and equipment (to be supplied by student)	Your personal calculator or reference book	
Materials and equipment supplied by Pearson College of course	Calculator, Paper and stationery, Headphones	

- You must ensure that you arrive at the examination venue at least 15 minutes prior to the start of the examination. The examination will start promptly at the designated start time. Students who arrive after the designated start time but at least 10 minutes prior to the designated end time, will be permitted to enter the examination hall and will sit the examination until the end of the session. Students who arrive less than 10 minutes prior to the designated start time will not be permitted to enter the examination hall and will not sit the examination.
- If the examination venue is not familiar to you, you are advised to visit it prior to the day of the examination or to ask the course leader for further advice on the location and layout of the building.
- In the eventuality of each student bringing their own book/briefcase to the examination, there will not be support or table provided at the venue.
  - Personal mobile phone
  - Personal headphones
  - Personal calculator
- There will be a clock at the examination venue.

Confirm Cancel

10. You will now be provided with a digital receipt. Click on 'return to assignment list'.

Author:  
Saida Begum\_PreviewUser

Assignment title:  
Business Environment Assessment

Submission title:  
Module code\_Assignment name\_Student number

File name:  
Module code\_Assignment name\_Student number.pdf

File size:  
399.22K

Page count:  
2

Word count:  
405

Character count:  
2085

Submission date:  
08-Dec-2014 6:38 AM PST

Submission ID:  
37205005

« Page 1 »

PEARSON COLLEGE

Viva Examination Briefing Sheet

Programme	BSc Business Management (BAF) (undergraduate)
Module Name	Bus Design for Success
Module Code	1000
Level	Level 1
Date of examination, Start time and Finish time	08-Dec-2014 11:00 AM - 12:00 PM
Venue	Room 1001
Downloaded Materials and equipment (to be supplied by student)	None
Material and equipment supplied by Pearson College at venue	Calculator (optional) and correct Recording equipment

1. You must ensure that you arrive at the examination venue at least 15 minutes prior to the start of the examination. The examination will start promptly at the designated time. Students who arrive after their designated start time but at least 15 minutes prior to the designated finish time, will be permitted to take the examination but will not be allowed any extra time. Arriving early arrives less than 15 minutes prior to the designated start time will not be permitted to take the examination and will not be allowed to sit the examination.

2. At the examination venue you will be given an allocated seat before the start of the examination and you should remain seated with the rest of the candidates on the basis of the seating.

3. It is the responsibility of each student to bring the items listed below to the examination. Items will not be supplied or made available at the venue:

- None
- None
- None
- None

4. There will be a clock at the examination venue.

Return to assignment list

Return to assignment list

11. In order to access your Digital Receipt, enter the class Homepage of Turnitin. Select the dropdown menu and click on digital receipt.

Class Homepage

page. To submit to an assignment click on the "Submit" button to the right of the submission. If submissions are allowed the submit button will read "Resubmit" after you make a submission. If the assignment's post date has passed, you will also be able to view the feedback.

Assignment Inbox: Saida Begum

	Info	Dates	
Assessment		Start 20-Nov-2014 4:19AM Due 18-Dec-2014 11:59PM Post 11-Dec-2014 12:00AM	Not Available

Submission in default format  
Digital receipt

Resubmit View

Submission in default format  
Digital receipt